


Duct temperature sensor PT1000 EL-TS-C-02

1. Technical data

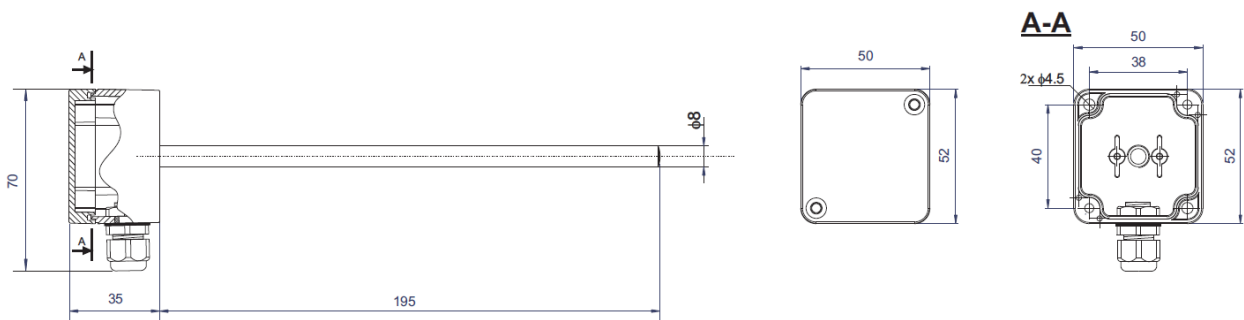


- Dimensions: 50 x 52 x 35 mm (without cable gland)
- Probe length: 195 mm
- Probe diameter: 8 mm
- Sensor type: PT 1000
- IP: 65
- Work temperature: -20 – 70 °C
- Storage temperature: -20 – 70 °C

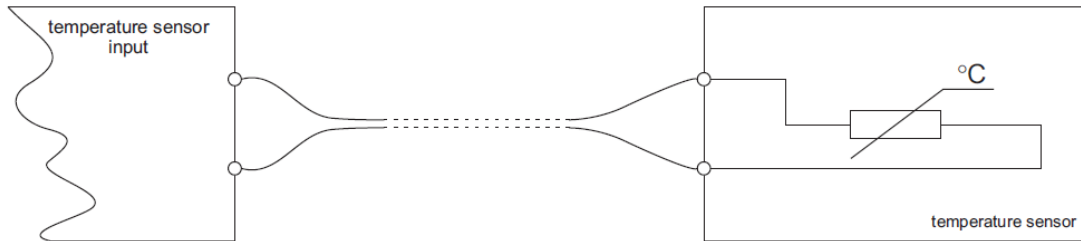
2. Description

Duct temperature sensor with PT 1000 sensor.
Temperature coefficient: $\alpha = 3.850 \times 10^{-3} \text{ }^{\circ}\text{C}^{-1}$
Sensor class: B
Maximum current: 1 mA
Maximum wire diameter: 1,5 mm²

3. Technical drawing



4. Connection



5. Assembly

